



# Sprint Series

No-nonsense streetlighting

## Key features

- **5 sizes:** from 8W to 300W, ideal for 1:1 replacement of HID or 1st generation LED lanterns
- **Easy installation:** quickly switch between side entry and post top entry mounting on-site, if required
- **Adjustable tilt:** -20° to 15°, in 5° increments, to allow for site fine-tuning
- **Future-proof:** and Smart-ready with NEMA and ZHAGA industry-standard connectivity options
- **Smart City ready:** with multiple control options. Acrospire are CMS agnostic -which means you can select the optimal management for your network
- **Easy and safe to maintain:** Innovative vertical hinge and automatic electrical disconnect facilitates safer maintenance

Compatible with our solar lighting system



## Applications



Roadways



Residential Roads



Town Centres



Campuses



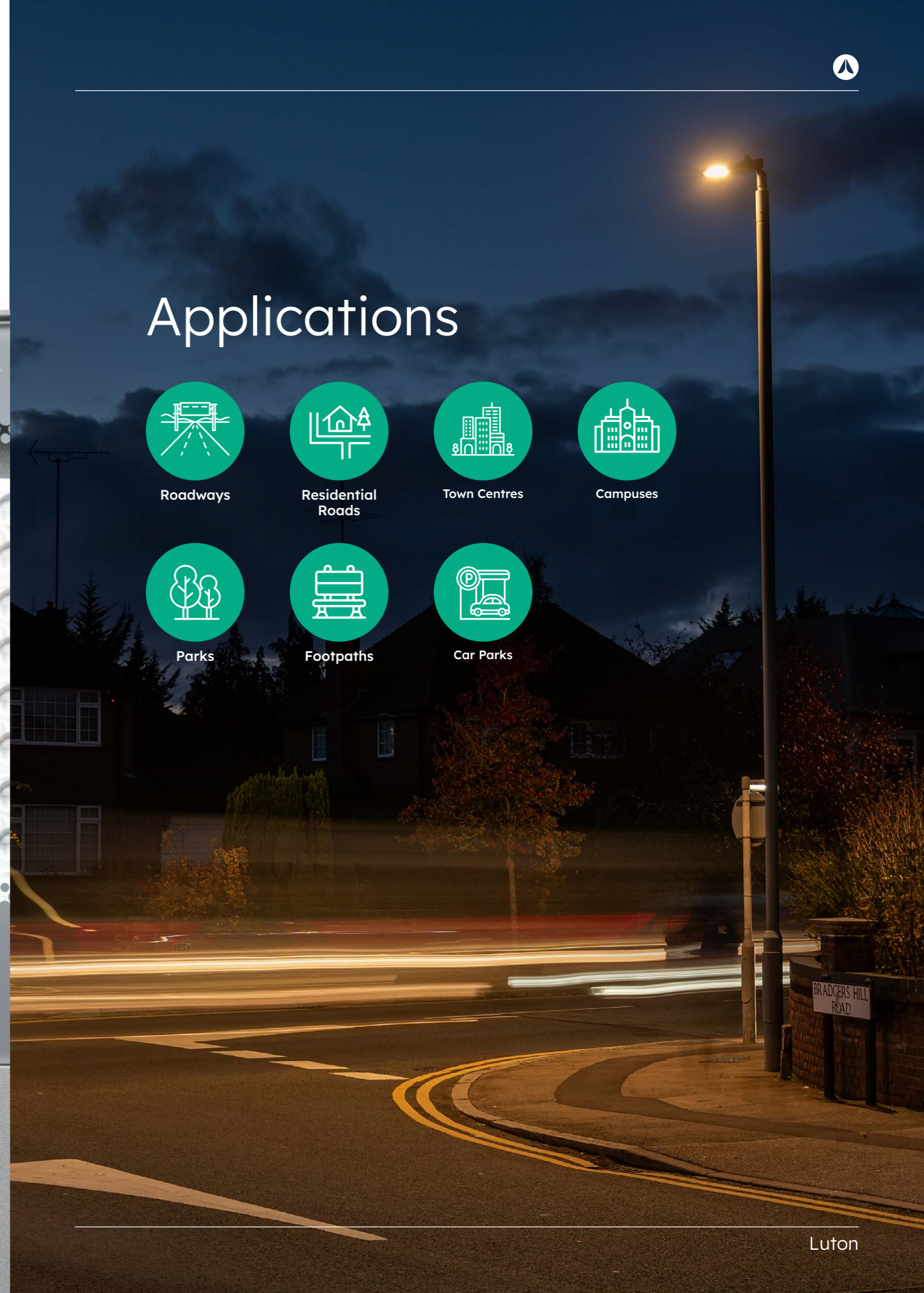
Parks



Footpaths



Car Parks





# High-quality, low-cost functional streetlighting

Our new and improved Sprint lanterns are now available in 5 sizes, Micro, Mini, Midi, Maxi and Maxi Plus, from 8W to 300W. With multiple photometric and lumen packages, Sprint is suitable for a wide range of applications.

For when you need no-nonsense affordable LED street lighting, choose Sprint.



## Sprint Micro

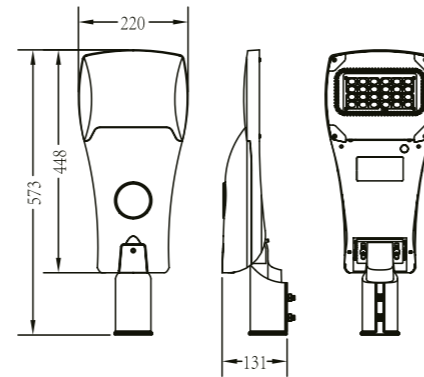
**Lumen and power range:**  
1,000 - 6,750lm, 8-45W

**LED Quantity:** 12-24

**Recommended mounting height:** 4-6 metres

**Weight:** 3.6KG

**Windage:** 0.10m<sup>2</sup>



## Sprint Mini

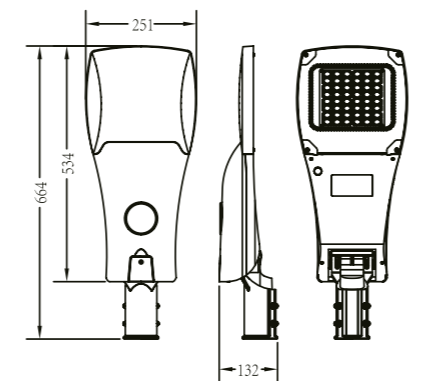
**Lumen and power range:**  
7,800-13,500lm, 60-90W

**LED Quantity:** 24-42

**Recommended mounting height:** 6-8 metres

**Weight:** 5.8KG

**Windage:** 0.15m<sup>2</sup>



## Sprint Midi

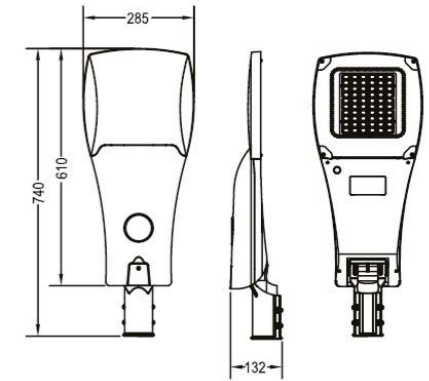
**Lumen and power range:**  
11,700- 18,000lm, 90-120W

**LED Quantity:** 30-54

**Recommended mounting height:** 6-8 metres

**Weight:** 6.2KG

**Windage:** 0.20m<sup>2</sup>



## Sprint Maxi

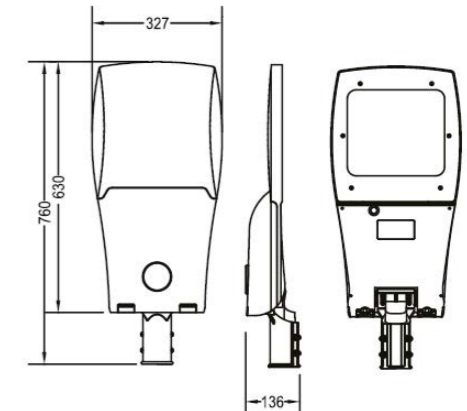
**Lumen and power range:**  
19,500-30,000lm, 150-200W

**LED Quantity:** 48-90

**Recommended mounting height:** 8-10 metres

**Weight:** 8.5KG

**Windage:** 0.21m<sup>2</sup>



## Sprint Maxi Plus

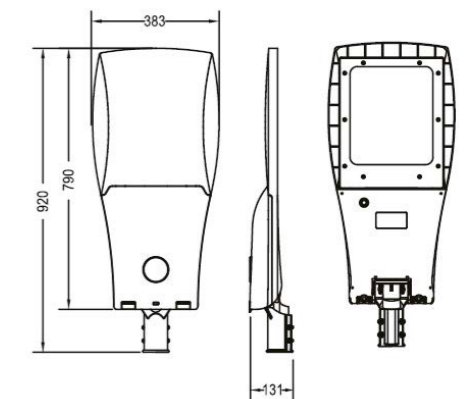
**Lumen and power range:**  
23,400-45,000lm, 180-300W

**LED Quantity:** 56-144

**Recommended mounting height:** 10-12 metres

**Weight:** 12.5KG

**Windage:** 0.27m<sup>2</sup>



## Sprint options comparison table

	Micro	Mini	Midi	Maxi	Maxi Plus
Wattage Range	8-45W	60-90W	90-120W	150-200W	180-300W
Lumen Range (Lm)	1000-6750	7800-13500	11700-18000	19500-30000	23400-45000
Number of LED	12-24	24-42	30-54	48-90	56-144
Recommended Mounting Height	4-6m	4-6m	6-8m	8-10m	10-12m
Weight	3.6Kg	5.8Kg	6.2Kg	8.5Kg	12.5Kg
Windage	0.10m <sup>2</sup>	0.15m <sup>2</sup>	0.20m <sup>2</sup>	0.21m <sup>2</sup>	0.27m <sup>2</sup>
IP Rating	IP66	IP66	IP66	IP66	IP66
IK Rating	IK08	IK08	IK08	IK08	IK08

## Control options

Investing in a good lighting control system will save you money. Helping to reduce your energy consumption, by lighting only when you need to. The following dimming options are available across the Sprint series:



- Pre-set custom dimming profile (Philips Xitanium Driver) SR driver available on request
- 7 Pin NEMA or Zhaga
- DALI
- 1 - 10V
- Miniature Photocell
- Remote management, compatible with all leading CMS

## Good design is in the detail



Spirit Level



Multiple Mounting Angle Mounting Increments



Auto Power Disconnection Connector



Anti-Condensation Valve




Tool-Free Entry



NEMA or Zhaga Control Options



Dual Purpose Spigot for Horizontal and Vertical Mounting



Cooling Fins for Optimal Thermal Management (Optional on Midi Sizes and Above)

# Sprint

Highly efficient luminaire, available in five sizes to suit a wide range of road and pathway lighting applications:



**Sprint Micro:** For mounting at 4-6 metres:  
12-24 LEDs / 1,000 – 6,750lm / 8-45W

**Sprint Mini:** For mounting at 4-6 metres:  
24-42 LEDs / 7,800-13,500lm / 60-90W

**Sprint Midi:** For mounting at 6-8 metres:  
30-54 LEDs / 11,700- 18,000lm / 90-120W

**Sprint Maxi:** For mounting at 8-10 metres:  
48-90 LEDs / 19,500-30,000lm / 150-200W

**Sprint Maxi Plus:** 56-104 LEDs. For mounting  
at 10-12 metres: 56-144 LEDs / 23,400-45,000lm  
/ 180-300W

- Colour Temperature: 2700K, 3000K or 4000K
- Colour Rendering Index: 70Ra
- Max luminaire efficacy: up to 150lm/W
- Lifetime: L90 <100,000 hours
- Operating Temperature: -40°C to +50°C
- Certification: UKCA, CE

## Mounting

- Adjustable spigot to switch between side entry and post top entry mounting on-site
- ø48, 60mm, or 76mm
- Adjustable tilt -20° to 15°, in 5° increments

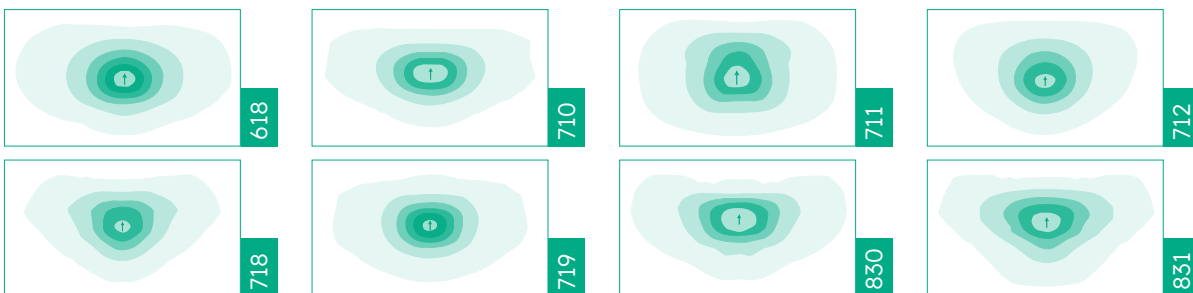
## Materials

- Body: High pressure die-cast Aluminium
- Glazing: Flat glass
- Finish: Polyester powder coat
- Colour: RAL 9005 BLACK, RAL 7305 Light Grey, other RAL colours available on request

## Power and control

- Drive current range: fully programmable <900mA
- Rated Input Voltage: 100-277V
- Power Factor: >0.95
- Surge Protection: 10kV (Standard)
- Control system:
  - On/off: through miniature, NEMA or Zhaga photocell
  - Dimming: Factory-set / 0-10V / DALI
  - Remote management: compatible with all leading CMS
- Additional energy savings achievable through optional PIR (sensor ready)
- Solar system compatible

## Photometric options



Due to LED and product innovation, the details within this brochure are subject to change at any time, please contact us to ensure you have the most up-to-date information.